

Registrar Auto Top Up How to

Step 1: - Choose **Registrar TopUp** option to add funds to your zone

Domain Payments

Request a control number for your payment

Domain Renewal

Renew your .TZ domain. This applies to domains that are managed by TZNIC as a registrar only.

Registrar TopUp

Top up your account automatically. This applies to .TZ Accredited registrars only

Annual Admin Fee

Pay your registrars annual administration fee. This applies to .TZ Accredited registrars only

© 2019 .TZ


Step 2: - Fill all the details as per below.

Control Number Request Form

Fill below details to request control number for payment.

Registrar Username	Zone
<input type="text" value="REG-TZNIC"/>	<input type="text" value="co.tz"/>
Full name	Amount
<input type="text" value="John Doe"/>	<input type="text" value="17000"/>
Mobile Number	Email
<input type="text" value="0789123456"/>	<input type="text" value="email@example.co.tz"/>

I'm not a robot







reCAPTCHA
Privacy - Terms

Get Control Number

3: - Make payment as per control number shown after the above form submission.

Payment Information

Control Number / Namba ya malipo	991060004521
Amount / Kiasi	25000
Payment Options. Pay through the following banks :-	Jinsi ya kulipia. Lipa kupitia benki zifuatazo :-
	
Pay through mobile money :-	Lipa kupitia mitandao :-
	
Select "Government Payments." and Use provided Payment Control Number as your payment reference .	Chagua "Malipo ya Serikali." Tumia namba ya malipo uliyopewa kama kumbukumbu ya malipo.

[Choose another payment type](#)